

TINY TOWNS

FORTUNE

AN EXPANSION FOR TINY TOWNS™
BY PETER MCPHERSON AND JOSH WOOD.
FOR 1 TO 6 PLAYERS, AGES 14 AND UP

In *Tiny Towns: Fortune*™, the creatures of the forest have found a way to trick each other into thinking shiny bits of metal have arbitrary value. It's very useful—so much so that you can use this thing called “money” to get other creatures to give you almost anything in return for the right number of shiny bits. If only earning money weren't so difficult!

These shiny bits are called Quercs, but for some reason everyone always ends up calling them “coins.” When the creatures of the forest ran out of space and began digging into the hills to make room, they came across a fairly useless metal. It's no good for building, so they melted it down and molded it into the small circles now known as Quercs. Even a single Querc is valuable enough to increase the worth of a town or be traded for different building resources. Surely this new “money” thing will bring nothing but good fortune and kindness to the creatures of *Tiny Towns*™!



CONTENTS

- 1 rulebook
- 6 Chest boards
- 30 coins
- 10 wooden Resource cubes
- 12 Building cards
- 10 Monument cards
- 1 scorepad

SETUP

1. Place the coins on the table in a general supply where all players can reach them.
2. Give each player a Chest board, which will be placed next to each player's town.
3. Separate the new *Fortune* Building and Monument cards by the symbols on the back and shuffle them into the setup piles of cards from the base game.

For the best experience, play with a maximum of 4 *Fortune* buildings—although you can play with more. You can also play *Tiny Towns: Fortune™* without using any of the *Fortune* buildings or monuments, simply using the rules for gaining, storing, and using coins.

4. Follow the normal *Tiny Towns™* setup rules.



OVERVIEW

In *Tiny Towns: Fortune™*, players can gain and use coins (👉) in various ways.

GAINING 👉

The primary way players gain 👉 is by constructing 2 or more buildings in a single round. Certain Building and Monument cards also allow players to gain 👉.

At the end of a round in which a player constructs 2 or more buildings by removing resources (as opposed to constructing via monument abilities), that player gains exactly 1 👉.

Consequently, players will be more likely to choose not to construct a building immediately upon placing resources in the correct shape, waiting until a future round in which they can construct multiple buildings.

Constructing more than 2 buildings in a single round does not gain players additional 👉.

Note: 👉, like resource cubes and buildings, are unlimited. If you run out, substitute some other marker.

STORING 👉

Players may store up to a maximum of 4 👉 at once. Players should place any 👉 they gain into 1 of the 4 spaces on their Chest board.

If players already have 4 👉 in their Chest and gain another 👉, too bad—they do not gain that 👉 unless a constructed Monument card gives them an extra space to hold 1 👉.

Some Monument cards have an extra space to hold 1 👉, which becomes available once the monument is constructed.



USING 👉

Each 👉 is worth 1 🟩 at game end.

Players can also spend 1 👉 to the general supply to place a different resource in their town than the resource named by another player as Master Builder. This does not affect what any other player places, and any number of players may do this per round (except the Master Builder).



ROUND OVERVIEW

1. The Master Builder names a type of resource.
2. All players **MUST** take a cube of this resource and place it in an empty square in their town grid **OR** spend 1 👉 to the general supply to place a different resource.
3. Players may construct any buildings for which they have the matching resources in the correct shape.
IMPORTANT: A player who is constructing multiple buildings must construct those buildings one at a time, resolving each building's costs/effects separately. The player chooses the order in which those buildings are constructed.
4. **AFTER** all buildings are constructed and their costs and effects are resolved, players gain exactly 1 👉 if they constructed 2 or more buildings this round.

5. A new round begins. The Master Builder token passes to the player on the left.









SPECIAL NOTE



Whenever a building is placed by any means (such as with the monuments Architect's Guild, Grove University, and Opaleye's Watch from the base game), players still must spend  for that building's construction cost, if there is any. Players also receive the benefits of constructing that building, such as  for Mine and Statue, or a Shed being able to be placed on any empty square.




FEEDING YOUR BUILDINGS


Remember! Just as in the base game, feeding  buildings is resolved at the end of the game. This means that any  required for feeding  buildings must be spent at game end. Players cannot hold on to  if they still have unfed  buildings they can spend  to feed.

GAME END






The game ends and is scored per normal *Tiny Towns™* rules, with the addition of 1  for each leftover  a player has.


TOWN HALL

When playing Town Hall with *Tiny Towns: Fortune™*, do not use Oddity Shop .

Players may spend 1  to place a different resource than the one drawn from the Resource deck.

SOLO VARIANT






When playing the Solo variant with *Tiny Towns: Fortune™*, do not use Oddity Shop , Schoolhouse , or Southern Semaphore . With Jeweler , you must be able to spend 1  or you may not construct this building.

You may spend 1  to place a different resource than shown on the Resource card you select. Place the card face-down on the bottom of the draw pile as normal.

BUILDING CLARIFICATIONS



Root Cellar

At game end, you choose which rows or columns you would like to spend  to feed. However, you cannot hold on to  if you still have any unfed  buildings you can spend to feed. You must spend your  to feed  buildings if you can.





Tithe Barn

A single  building still costs 1  to feed. If you have 3  buildings, it costs 2  to feed them all. If you do not have enough  to feed all your  buildings, you can choose which ones remain unfed. However, you cannot hold on to  if you still have any unfed  buildings you can spend to feed. You must spend your  to feed  buildings if you can.



Statue

The **Statue** being constructed counts toward the number of  you have. Therefore, if it is the third **Statue** you built, you gain 1 .













Cathedral

A **Cathedral** adjacent to another **Cathedral** is worth 0 . If, because you don't have 3  or choose not to spend it, you remove the **Cathedral** and construct a , you get the benefit of the  (for example,  for Mine or Statue). If you construct a Shed this way, you may move it to any open space on your board.



Parsonage

A **Parsonage** not adjacent to a fed  is worth 0 . You only need to have 1  for each  in your town—you don't spend the . If you have no , you may construct a **Parsonage** regardless of how many  you have. If you have more  than the number of  you still lose all of your .








Gamblers' Den

You do not spend the 1 .





Schoolhouse

If you and the player on your right both have 0  at game end, you do score the additional 2 . A **Schoolhouse** not adjacent to a fed  is worth 0  and cannot score the additional 2  for  at game end.





Jeweler

You must spend 1  if you have it. If you don't, all other players gain 1  at the end of the round, including players whose towns are already complete.




Teahouse

Teahouse does not count itself as a unique building type. If there is another **Teahouse** in the same row or column, then that does count as a unique building type. The most  you can gain from constructing a **Teahouse** is 3 . If you are counting the unique building types in the same row as **Teahouse**, then the buildings in the column are not counted, and vice versa.



Museum

No matter how many **Museums** you have constructed, you may only return 1 resource to the general supply for 1  per round. The resources on each **Museum** may be the same or different.



Oddity Shop

When another player names a resource, you may place the resource on **Oddity Shop** instead of placing it on your board. At the start of a player's turn as Master Builder, that player may take 1 resource from 1 other player's **Oddity Shop**, place it on their board, and gain 1  from the general supply before naming a resource as Master Builder. You cannot construct buildings immediately after placing a resource from another player's **Oddity Shop**. If a resource from **Oddity Shop** fills your board, your town is complete. Resources taken from **Oddity Shop** cannot be changed by spending . † denotes that this building can't be used in Town Hall.

MONUMENT CLARIFICATIONS



Caterina's Grotto

☼ can share a square with a resource cube. If there is already a building on one of the center squares (including **Caterina's Grotto** itself), you immediately gain the ☼ that would be placed there. If any ☼ are left in your town at game end, remove them—they do not count for ☼.



Eraflage Vineyard

If there are buildings of the same type in both the same row and column as **Eraflage Vineyard**, that building type only counts once for -2 ☼. **Eraflage Vineyard** does not count itself when counting building types in the same row and column.



Estival Festival

If you cannot spend 2 ☼, you cannot construct **Estival Festival**. Leftover ☼ at game end are worth 2 ☼ instead of 1 ☼.



Hollow Hill

The ☼ placed on the **Hollow Hill** card is only for keeping track of negative ☼. You may not spend this ☼.



Masons' Guild

You must spend the entire amount of ☼ first. Then construct the buildings one at a time, resolving separately each building's costs and/or benefits.



The Petal Promenade

You may pay 1 ☼ to the general supply to place a different resource than the one named by another player, as normal. That new resource still must be placed on a square with a ☼ and you gain that ☼. You may not place resources you name as Master Builder on squares containing ☼. If you are the last player whose town is not complete or if it is your turn as Master Builder and you can't place the resource you named on an empty square without a ☼, you may place it on a square with a ☼, gaining that ☼.



The Prism Forge

For resource cubes that are part of overlapping layouts of buildings that are ready for construction, **The Prism Forge** allows you to use those cubes twice in the same round to construct 2 unique building types. Resolve the costs and effects of each building separately, as normal.



Southern Semaphore

The additional resource from **Southern Semaphore** must be placed on an empty square in your town and cannot be placed on or swapped with resources on buildings. This additional resource cannot be changed into another type of resource by any method. With **Factory**, it is possible to place a different type of resource for the initial resource, but the additional resource must be of the type the Master Builder named.

CREDITS

Design

Peter McPherson
Josh Wood

Director of Projects

Nicolas Bongiu

Production

David Lepore

Developer

Josh Wood

Graphic Design

Stephanie Gustafsson

Rules

Andre Chautard

Editing

Andre Chautard
Peter McPherson
Josh Wood

Art

Gong Studios

Playtesters

Josh Beauregard, Chris Buskirk, Andre Chautard, Sean Growley, AJ Harris, Adam Hill, Dean Howard, Quentin Hudspeth, Neil Kimball, Dave Lepore, Laura Lewis, P. D. Magnus, Josh McCabe, Griffin McPherson, John McPherson, Indiana Nash, Sam Nazarian, Kaz Nyborg-Andersen, Kevin Root, Todd Rowland, Taylor Shuss, Catherine Stippell, Allie Tessier, Mike Trias, Erik Yapple, John Zinser, and all of the others who played this game.



©2020 Alderac Entertainment Group.

Tiny Towns: Fortune and all associated marks are ™ and © Alderac Entertainment, Inc. 555 N El Camino Real #A393, San Clemente, CA 92672, USA

All rights reserved. Printed in China.

Warning:

Choking Hazard! Not for use by children under 3 years of age.

Questions?

email customerservice@alderac.com

www.alderac.com/tiny-towns

