

JOHN D CLAIR

MYSTIC VALE



HARMONY

EXPANSION



A CARD CRAFTING GAME OF NATURE'S POWER



Harmony

An expansion for *Mystic Vale*, by John D Clair
For 2 to 4 players, ages 14 and up

Components

Your game of *Harmony* should include the following. If it does not, contact customerservice@alderac.com for assistance.

- 105 Advancements consisting of:
 - 36 Level 1
 - 36 Level 2
 - 33 Level 3
- 36 Vale cards consisting of:
 - 18 Level 1
 - 18 Level 2
- 8 Leader cards
- 8 Amulets
- Rulebook

Setup

The new advancements and vales in *Harmony* can be used as an expansion or as a replacement base game, as described below.

Expansion

Simply shuffle the new advancements and vale cards into their corresponding decks. Then follow the standard setup rules for the base game.

Base Game Replacement

If players want an entirely new experience of *Mystic Vale*, the new advancements and vales in *Harmony* can replace the base game's advancements and vales (but use the Fertile Soil advancements as normal). In other words, you can replace the base game with *Harmony* to play with entirely new cards. Setup follows standard rules for the base game.

After a few games when players become familiar with the new content, you can mix in the base game and expansions to add more variety.



Eclipse Symbol

Eclipse advancements feature an eclipse symbol, represented by a card overlaying another card.



Eclipse advancements work like regular advancements with the exception that they may be covered by another advancement.




Example: You may sleeve an advancement so it covers an eclipse advancement.

Example: You may sleeve an eclipse advancement under another advancement, so the eclipse advancement is covered.



Important: You **cannot** sleeve an eclipse advancement so that it covers another advancement, even another eclipse advancement.

If an advancement is sleeved over an eclipse advancement, the  on the covered eclipse advancement is not worth any points at the end of the game.

Legendary Advancements



Legendary advancements use multiple slots instead of just a top, middle, or bottom slot. Otherwise, sleeving a legendary advancement follows all of the standard rules:

- You may not sleeve the advancement if it will cover another advancement already on the card (including

advancements on starting cards). However, you may sleeve a legendary advancement over an eclipse advancement.

- You are not allowed to buy an advancement if you do not have a legal place to sleeve it on a card in your field.

- Advancements that you buy are not sleeved until your Discard Phase. Abilities and symbols on advancements that are **not** sleeved **cannot** be used.

Note: Each Legendary advancement also has two single slot advancements associated with it. These advancements have only one copy instead of a full set for each of the top, middle, and bottom slots.

Leader Cards

Leaders grant players abilities that can be used throughout the game, which can also be upgraded to become even more powerful! Playing with leaders is optional and players should agree upon whether or not to use them at the start of the game.

Leader Card Anatomy



Upgrade Cost

Title

Ability

Victory Points
(during end of game)

Amulets

Amulets grant players a unique  (mana) token with an Evoke ability that replaces the ability of gaining 1  from a regular token. Amulets are considered a  token for abilities and effects that refer to  tokens. Turning an amulet or a regular  token from its active side to its used side is called "Evoking" the token's power.


Amulet and Leader

Setup

Regular  tokens are still used during setup to determine the starting player. The starting player keeps their regular  token only as a reminder that they started the game and the other tokens are returned to the box.

There are several ways players can choose an amulet and leader to use. Players can choose which ones they want to use, or deal them randomly, or deal 2 amulets and 2 leaders to each player and they may choose which one of the two they want to use.

For official play using both amulets and leaders, we suggest the following:


- Randomly select a number of leaders and amulets, equal to 1 plus the number of players (e.g. in a 3-player game, randomly select 4 leaders and 4 amulets). Place the selected amulets and leaders on the table.
- Beginning with the starting player and continuing clockwise, each player chooses and takes either 1 amulet or 1 leader from the options on the table. Then, beginning with the last player and continuing counter-clockwise, each player chooses either 1 amulet (if they chose a leader in the first round) or 1 leader (if they chose an amulet in the first round).
- Each player should now have 1 amulet and 1 leader. Any player who is not happy with his or her amulet may exchange it for a regular  token.

Amulets start the game on the "used" side, i.e. the side that shows the Spoil symbol face up.

Each player sleeves their leader into one of their 8 blank cards. Be sure that the leader's starting side is showing face up, so that its upgrade cost is shown in the top right corner. Each player must place their leader into their deck facedown, then shuffle it in their deck. Players are now ready to begin the game!


Expansion Note: If players are using totems from the *Conclave* release, select totems before proceeding with the amulet and leader setup.

Using Your Amulet

Amulets work like regular  tokens. When you Spoil, you turn over your amulet to its active side that shows the Evoke symbol face up. You may "Evoke" your amulet to use its ability, as described on its active side. You must then turn your amulet over to its used side.



If you choose not to Evoke your active amulet, it will remain active for your next turns until you Evoke it. If your amulet is already active and you Spoil, the amulet remains active but you don't receive any other reward.

Amulets with a  symbol are worth points at the end of the game.

Using Your Leader

Abilities and symbols on your leader work the same as all other effects.

You **cannot** sleeve advancements on a leader.

Leaders are a new type of card, and are not considered an advancement for abilities and effects. They are still considered a "card" for abilities and effects that refer to a card.

Upgrading Your Leader

Each leader has two sides; a **starting side** (indicated by the upgrade cost in the top right corner and a silver border) and an **upgraded side** (indicated by a gold border).



Starting Side



Upgraded Side

During the Harvest Phase of any of your turns when your leader is in your field, you may pay the upgrade cost in the top right corner of the leader to turn the card over to its upgraded side.



Upgrading your leader counts as one of your two advancement buys during your Harvest Phase. In other words, if you upgrade your leader you may only buy one advancement during that turn.

You cannot use the leader's upgraded ability and symbols during the Harvest Phase that you upgrade it. However, you may use the leader's starting ability and symbols during the Harvest Phase that you upgrade it.

Card Clarifications

This section covers additional explanations for advancements, vales, leaders, and amulets that may be referenced during play.

Advancements

Auroral Aviary





This is a "When Played" ability, meaning it resolves when it goes from being your on-deck card to being placed in your field. Look at the card from the top of your deck. You may discard it or leave it on top of your deck. You do not need to reveal the card that you looked at to your

opponents. If you do not have any cards remaining in your deck, shuffle your discard pile to create a new deck, then continue. When you are done, turn over a new on-deck card and proceed with your Planting Phase.

Banished Clan



This is a "When Played" ability, meaning it resolves when it goes from being your on-deck card to being placed in your field. Count the number of cards in your field (including this card) and gain 2  for every 3 cards (rounding down). Note, these  tokens come from the box

and are not taken from the pool of  that make up the game clock. For example, if you had 8 cards in your field at the time you played Banished Clan, you would gain 4 .

Cauldron of Bones




When you are adding this advancement to a card, it may be sleeved so that it covers a Cursed Land printed on the card. That Cursed Land is no longer considered to be on the card and you ignore the  and  you would normally receive from it. This effect is an exception to the general rule that you are not able to cover advancements with new effects.

Clan Council



This is a "Harvest" ability, meaning if it is in your field, it resolves during your Harvest Phase. You cannot resolve this ability if you Spoil. Using this ability is optional. Clan Council cannot be used to remove its own card, so when you use its ability you must choose another card in your field. When you remove a card from the game, it is no longer considered part of your deck or in your discard pile. This also means that you will have fewer cards in your deck for the remainder of the game. You do not gain any benefit from the removed card, including end of game  or end of game abilities.

Note that you may use a card's ability and resources as normal before it is removed from the game. For example, you may gain a card's  and spirit symbols before it is removed with Clan Council's ability.

Cold Snap



This is a "Harvest" ability, meaning if it is in your field, it resolves during your Harvest Phase. You cannot resolve this ability if you Spoil. Swap your on-deck card with any other card in your field. Any "When Played" effects on the card moving from on-deck to your field do not trigger. Remember, you may resolve effects during your Harvest Phase in any order you wish, so you may use a card in your field, then swap it with your on-deck card using Cold Snap's ability, then use the new card you just added to your field, all in the same Harvest Phase.

Consecrated Boscage



If Consecrated Boscage is in your field, its ability is available for use during your Planting Phase (or more rarely your Prep Phase). During your Planting Phase, if you push and the new on-deck card you reveal would result in you Spoiling, instead of Spoiling, you may use Consecrated Boscage's ability and discard your current on-deck card. Then reveal a new on-deck card.

You may not use this ability more than once during your turn. In the rare case of Spoiling during your Prep Phase, if Consecrated Boscage is in your field, you may use its ability once, but then you cannot use the ability again during your next Planting Phase.

Deepwood Steward



This is a "Discard" ability, meaning it triggers during your Discard Phase. However, this ability does not trigger the turn it is bought. When you place Deepwood Steward at the bottom of your deck, the card must be placed face down. If there are no cards left in your deck, place Deepwood Steward under your on-deck card. If you manage to get two or more cards with this effect in your field at the same time, you may choose what order to resolve them in.

Dragon Eggs



This is a "Harvest" ability, meaning if it is in your field, it resolves during your Harvest Phase. You cannot resolve this ability if you Spoil. Reveal the bottom card of your deck to all players. You may then place it back at the bottom of your deck or place it at the end (rightmost card) of your field. If added to your field, you may use any effects on that card that would help during the Harvest Phase. Since you are in your Harvest Phase, meaning you have already passed and are done with your Planting Phase, you cannot push, nor can you Spoil, so  and  on the card can be ignored. Moreover, this card is not being "played", it is being "placed", so no "When Played" effects are triggered.

If you don't have any cards in your deck (meaning you only have an on-deck card), then shuffle your discard pile to make a new deck, and then take the bottom card. Your on-deck card never counts as the bottom card of your deck.

Elder Dragon



This is a "Harvest" ability, meaning if it is in your field, it resolves during your Harvest Phase. You cannot resolve this ability if you Spoil. All other players must reveal the bottom card of their deck. If there are no cards in an opponent's deck when you resolve this effect, they must



immediately shuffle their discard pile to create their deck, and then reveal their bottom card.

You may choose any one of the revealed cards and place it at the bottom of your deck. This card is now in your deck. You use it as any regular card and you score it at the end of the game if it is still in your deck. When you shuffle this card into your deck, it will have a different colored back than the rest of your cards. You should still make sure that you are randomizing your cards, so having another player cut your deck after shuffling is recommended.

The other revealed cards are removed from the game permanently and are no longer considered part of any deck or discard pile. Place the cards back in the box along with any advancements on them. They no longer have any impact on the game including end of game or end of game abilities.

Gaia's Blessing



When you are adding this advancement to a card, it may be sleeved so that it covers a Cursed Land printed on the card. That Cursed Land is no longer considered to be on the card and you ignore the  and  you would normally receive from it. This effect is an exception to the general rule that you are not able to cover advancements with new effects.

Gatewatch Defenders



This ability triggers when Gatewatch Defenders is revealed in the commons. Place this advancement as a fourth level 3 advancement and then add a new third level 3 advancement. For the rest of the game, replenish advancements during the Discard Phase so there are four level 3 advancements available to buy.

Greenvale Descendant



This is a "When Played" ability, meaning it resolves when it goes from being your on-deck card to being placed in your field. If there are 1 or more cards in your discard pile with a Cursed Land on them (not counting Cursed Lands that have been covered by effects like Gaia's Blessing), then you must choose any 1 of those cards and place it as your on-deck card.

Hall of Elders



This is a "When Played" ability, meaning it resolves when it goes from being your on-deck card to being placed in your field. For each  on this card you may choose a card in your discard pile and shuffle it into your deck. If there are no cards in your deck when you resolve this effect, the cards you would choose to "shuffle into your deck" just go in a random order to create your deck.

Ley Line Apex



This is an "End of Game" ability, meaning it only matters when counting total points at the end of the game. At the end of the game, this advancement is worth 1 shield icon equal to the total blue circle cost of advancements on this card divided by 3 (rounding down).

This includes the cost of Ley Line Apex and other eclipse advancements, even if they are covered. For example, if the total cost of advancements on this card was 20 blue circle, Ley Line Apex would be worth 6 shield icons.

Pollination



This is a "Discard" ability, meaning you may only resolve this ability during your Discard Phase. You may

simply place this card face down at the bottom of the deck of the player sitting to your left. This card is now in their deck. They use it as they would any regular card and they score it at the end of the game if it is still in their deck. When another player shuffles this card in their deck, it will have a different colored back than the rest of their cards. The player should still make sure that they are randomizing their cards, so having another player cut their deck after shuffling is recommended.

Sacred Pledge



This is a "When Bought" ability, meaning it triggers the moment the card is bought and then can be ignored for

the rest of the game. You must add 5 shield icons to the pool of tokens that make up the game clock. This will make the game clock possibly take longer to run out. Note that if the shield icon pool has already run out when this When Bought effect triggers, the game will still end that round so this effect essentially does nothing.

Shadowspawn Cavern





This is a "While in Field" ability, meaning it is active while this card is in your field.

If you Spoil and Shadowspawn Cavern is in your field, then you will take another turn after completing your current turn. This means you will do all the normal things you do during a turn in which you Spoil, (i.e. discard all the cards in your field, turn your blue circle token to the active side, then complete a Prep Phase for your next turn), however, rather than the next player beginning their turn, you then immediately proceed to take a new turn beginning with your Planting Phase.

Tribal Horn



This is a "Harvest" ability, meaning if it is in your field, it resolves during your Harvest Phase. You cannot resolve this ability if you Spoil. Rather than the normal limit of only buying up to 2 advancements per turn, you may buy 2 additional advancements this turn (for a total of 4

advancements) and each advancement you buy cost you 1 less  (to a minimum of zero). However, Fertile Soils still count towards your buy limit and you cannot use the  discount when buying Fertile Soils.

Writhing Bramble



If Writhing Bramble is on-deck during your Planting Phase, you **must** push rather than pass even if you don't want to.

If another ability does not allow you to push, like Legend of the Elder Dragon, Writhing Bramble takes precedence and forces you to push.

If Writhing Bramble is in your field, its ability has no effect.



Vales

Mud Geyser



This is an "End of Game" ability, meaning it only matters when counting total points at the end of the game. If you and one or more players are tied for the most total points, you win the game instead of using tiebreakers to determine the winner. If you are not tied for the most total points then this

ability has no effect.

Oubliette



Vale cards placed under Oubliette are no longer considered to be in play but you are still considered to own them. These vales no longer have any impact on the game including end of game or end of game abilities. The vales simply make the Harvest ability of Oubliette

better. Vales placed under Oubliette still count toward your normal limit of only buying up to two vales cards per turn.

Sacred Scroll Copse



This is a "Discard" ability, meaning you may only resolve this ability during your Discard Phase. If you did not buy any vale cards during your Harvest Phase this turn, the player to your left chooses any level 1 vale available to buy and you gain it for free. Note that any "When Bought" abilities on

that vale do not trigger.

Serene Savanna



This is a "Planting" ability, meaning you may only resolve this ability during your Planting Phase. If no resource or ability is giving you any, then you gain 1. If you push later in the same Planting Phase and gain a, you do not lose the you gained from Serene Savanna.

Spectral Tree



This is a "Harvest" ability, meaning if it is in your field, it resolves during your Harvest Phase. Advancements placed under the Spectral Tree no longer have any impact on the game including end of game or end of game abilities unless they are re-sleeved using the Discard ability.

Leader Clarifications

Aureal – The Mind Weaver



This is a “When Played” ability, meaning it resolves when it goes from being your on-deck card to being placed in your field. Discard cards one at a time until either there is only 1 card left in your deck or you have discarded 2 cards with a Cursed Land. Then reveal the top card of your deck as your new on-deck card.

Danomar – The Frostcaster (upgraded side)



This is a “Harvest” ability, meaning if it is in your field, it resolves during your Harvest Phase. You cannot resolve this ability if you Spoil. Reveal the top card of the level 2 advancement deck. If possible, you may sleeve it onto any card in your field, otherwise return it back on top of the

level 2 advancement deck. This does not count towards your buy limit that turn. This does not trigger any “When Bought” effects on the advancement.

Sad Grumple and his Garden Patch (starting side)



Sad Grumple has a “Start of Game” ability. This effect resolves after setup is complete but before the first player takes their turn. Take the top seven level 1 vale cards from their deck. Your opponents, as a group, must choose 1 vale and return it to the bottom of its deck. You

claim the other 6 vales for free (this does not trigger any “When Bought” effects on the vales). You may use these vales during your first turn of the game.

If you are playing a 1-player solitaire game, simply claim the top six level 1 vale cards from their deck since there are no opponents to choose which vale to return to its deck.

Sad Grumple also has a “Discard” ability, which resolves during your Discard Phase. This ability is mandatory. You must lose one of your level 1 vale cards at random. To do this, shuffle all of your level 1 vale cards face down and have an opponent randomly select one. The selected vale is placed face down at the bottom of the level 1 vale deck. Then the remaining vale cards are returned face up to your play area.

Amulet Clarifications

Blackwood Root Shard



You may Evoke this effect during your Planting Phase (or more rarely, your Prep Phase). During your Planting Phase, if you push, and the new on-deck card you reveal would result in you Spoiling, you may Evoke (turn to the

grey used side) the Blackwood Root Shard. If you do, flip the amulet in the air like you would flip a coin. If the amulet lands on the active side, keep it on the active side and nothing else happens, meaning you would Spoil as normal. If the amulet lands on the used side, you gain 1 🍀 and therefore do not Spoil (in most cases). Note, if you use the Blackwood Root Shard to gain a 🍀 during the Prep Phase the gained 🍀 still counts during your subsequent Planting Phase.

Dreamer's Orb



You may Evoke this effect during your Discard Phase. When you Evoke the Dreamer's Orb, choose any 1 card in your field that has a Cursed Land on it (do not count covered

Cursed Lands) and it becomes the first card (i.e. the leftmost card) in your field. Then during your Planting Phase, play cards to the right as the second card, third card, fourth card, etc.. This effect essentially allows you, under most circumstances, to keep a card in your field for an extra turn.

Seer Stone



Look at two cards from the top of your deck. You may discard any of them or place them back on top of your deck in the same order. You do not need to reveal the card that you looked at to your opponents. If you do not have enough cards remaining in your deck, shuffle your discard pile to create a new deck, then continue.

Warden's Tome



You may Evoke this effect during your Discard Phase. When you Evoke the Warden's Tome, place it on any advancement in the commons.

During other players' Harvest Phase, they must spend 2 additional 🍀 to buy that advancement. During your Harvest Phase, you may pay 2 less 🍀 to buy that advancement. Regardless, once the advancement is bought or discarded, place your amulet back in front of you with the same side showing.

If you Spoil or use an ability that allows you to turn your 🍀 token to the active side while the Warden's Tome is on an advancement, simply leave it on the advancement and then turn Warden's Tome it to its active side. If you Evoke Warden's Tome while it is on an advancement, you may move it to a different advancement.

Leader Lore

The druids and their allies fight their war against the evil taint spreading through the Valley of Life on many fronts. Some fight with subtle spells. Some use the might of steel. And others offer words of leadership and comfort to strengthen those who find themselves suffering and exhausted by the battle. While most struggle against the corruption with their allies by their sides, some are on this journey alone. Whether by choice or circumstance, these lone heroes stand as solitary, shining pillars in a Valley shrouded by darkness. Their strength is an inspiration to others, and it would be tragic if they should fall.



Aureal – The Mind Weaver

Born beneath the Whispering Moon of a druid with elven blood, Aureal was bestowed with the ability to sense the thoughts of those around her. She found the gift to be more of a curse than a blessing, however. Constantly blocking out others' minds was exhausting, but if she did not maintain her guard, her own mind would be overwhelmed, and eventually be driven to madness. When she came of age, Aureal sought the solace of isolation in the Valley of Life. Here, away from other people, she has been able to develop her druidic abilities and help fight off the Valley's corruption. But now the other druids need her help. They are preparing a ritual to cleanse a wide region of

the Valley, and require someone to serve as its focal point: someone who can connect the minds of all the druids and unite their separate magics into a single, overpowering force. Aureal knows what she must do. This is why Gaia has given her this ability. This is her destiny. She is afraid, but for the sake of the Valley, she will face her fear and do what must be done.

Celenia – The Astrologer

"This isn't good," Celenia muttered to herself. Her familiar glanced up at her expectantly. He recognized that tone of voice. He knew he'd soon have a job to do. Celenia double-checked the stars through her telescope, then cross-referenced them against several pages in her astral ledger. She sighed, then knelt down in front of her familiar. The cat-like creature met her gaze and opened up its mind.

"Nynx, I need you to go to the Nightvale circle, near the Shrine of Ajura." She projected an image of the shrine into the familiar's mind. "Tell them that in three days, a new eruption of taint will appear at the Pool of Serenity. Can you do that?"

Nynx blinked, and Celenia heard her own words echoing back to her through the mental connection.

"Good boy. Now go! It'll take you most of the first day just to get there!"

The familiar leaped over the ring of crystals that protected their home from the surrounding corruption, and disappeared into the starlit night. Not for the first time, Celenia wished she could do her work closer to the other druids, but there was nowhere near them with skies so clear and stars so bright.





Danomar – The Frostcaster

Every generation, the Frostcasters preserve one of their most revered elders by encasing them in magical ice. When the time comes, the elders are thawed out so that their wisdom may be shared with later generations. Danomar was over 100 years old when the elders of the Frostcaster circle chose him for the Rite of Preservation. It was an honor that he gladly accepted. And now, centuries later, he has been restored and sent to the Valley of Life. In Danomar's mind, he has slept for only a night, but it has been nearly a thousand years since his Preservation. Everyone he knew

is gone. The world is not what he remembers. And while there are other Frostcasters among the druids in the Valley, he has little in common with them; the gulf of time between them is difficult to cross. Danomar prefers not to think about such things. Instead, he throws himself into his work and his teaching. He is fighting a war against corruption. He doesn't have time for loneliness or self-pity.

Drynia – The Untamed

Drynia is possessed. When the druid's favorite animal spirits began to fade because of the corruption of the curse, she took them into her own body. Here she could preserve them until they were strong enough to survive on their own once more. The spirits have changed her. Drynia's body and mind have become more beast-like, and she is skittish around humans. Drynia considers this a small price gladly paid, and seeks out other fading spirits to add to her colony.



Ophera – The Cloud Dancer

Ophera is the last of the Cloudstep circle. She has come to the Valley of Life not only to help fight the corruption, but in hopes of securing an apprentice. She needs to find a pupil to whom she can pass along the steps of her people's mystic dances, and to ensure that the dance will go on after she is gone. So far, she's had no luck. Still, Ophera remains hopeful and, until she finds her successor, will help the druids of the Valley with her musical magic.



Sad Grumple and His Garden Patch

For centuries, Sad Grumple has maintained his garden of mystic herbs in the heart of the Valley of Life. He was one of the first to recognize the danger of the curse and to call on the aid of the druids. He was a powerful ally of the druids: his home gave them sanctuary, his herbs fueled their magic, and his wisdom showed them where and how to focus their efforts. But that era is at an end. Sad Grumple's land is surrounded by decay. His garden produces smaller, weaker crops each season. And few druids risk traveling to his domain to seek his knowledge. Though the thought pierces his soul, the gnome knows it will soon be time to move on.



Serenia – The Bitter Root

By all rights, Serenia should be dead. As the descendant of some of the world's mightiest druids, she was born into a great destiny. She renounced it. Serenia ran from her fate, denied her power, and closed herself off from the spirit world. During the night of the emerald moon, Serenia was visited by a powerful spirit. It showed her the choice she faced that night: embrace her gift and help save the world, or reject it and live out her days in mundane misery. Serenia's been in the Valley of Life for three months now. The other druids respect her power, but also sense her corruption. She will need to purge the taint from her own soul before she can truly help them purge it from the Valley around them.

The Yathari Elves

— *From the journal of Wayland Wayfarer*

"Today, we shall meet the last of the Yathari. Ages ago, these elves were common throughout the Valley. Oh, they've always been reclusive, but there was a time when no matter where you were out here, you could count on there being a Yathari nearby. It was a comforting thought for peaceful travelers, but a cold shadow cast over those with ill-intent. When the curse fell up on this place, the Yathari were among the first to rise up against it. Many of them fell in that initial battle. Since then, many more have followed. Now, just a few remain. We've tried to approach them many times. Tried to find a way we could help each other. But, like many elvish tribes, they are proud and distrustful of outsiders. Finally, they contacted us. They say they have word of a new threat to the Valley. Something too dangerous for the few of them to face alone. I look forward to finally meeting our reclusive neighbors. I only pray we aren't too late."



Credits

Game Design: John D Clair

Development Lead: John Goodenough

Project Lead: Nicolas Bongiu

Art Direction: John Goodenough

Cover Art: Kiki Moch Rizky

Card Art: Jess Alphonso, Jack Baker, Gabriel Blain, Felicia Cano, Victor Corbella, Jessica Cox, Martin de Diego, Alberto Tavira Espinar, Andrew Gaia, Takashi Tan Jia Hao, Jonny Hinkle, Yog Joshi, Caitlyn Kurilich, Kezrek Laczin, Damien Mammoliti, John Moriarty, Kiki Moch Rizky, Nikolay Stoyanov, Jessada Sutthi, Katarzyna Zielinska

Graphic Design: Kali Fitzgerald

Story Text: Darrell Hardy

Editing: Nicolas Bongiu, Richard A. Edwards, Mark Wootton

Production: Dave Lepore

Playtesters: Jennifer Aldridge, Kaz Nyborg-Anderson, Csilla Balogh, Eva Balogh, Katalin Balogh, Steve Behnke, Maryne Blanchetière, Nicolas Bongiu, John Borders, Chris Buckley, Chris Buskirk, Vincent Carassus, Shannon Clair, Bob Corrigan, Ryan Dancey, Ehren Evans, Kali Fitzgerald, Scott Freeman, Trish Gavin, John Goodenough, Jonathan Grothe, Sean Growley, Jean Philippe Guillemain, Mark Harbison, Kyle Huibers, Matthew Joyce, Mara Kenyon, Karleny Martinez King, Jean Le Bail, Dave Lepore, Eric Martinez, Scott McCalla, Mike McDonald, Sam Nazarian, Chris Olsen, William Pell, Chris Rees, Rich Teverbaugh, Mark Wootton, Erik-Jason Yapple, John Zinser

Copyright & Contact

© 2019 Alderac Entertainment Group. Mystic Vale, Card Crafting System, and all related marks are ™ and © Alderac Entertainment Group, Inc. 555 N El Camino Real #A393 San Clemente, CA 92672 USA

All rights reserved. Printed in China.
Warning: Choking hazard!
Not for use by children under 3 years of age.

Visit our website at
www.alderac.com/mystic-vale

Questions?
Email CustomerService@alderac.com



Card List

105 Advancements consisting of:

- 3 Auroral Aviary
- 1 Banished Clan
- 3 Basilisk
- 1 Blight Ent
- 1 Blightland Passageway
- 3 Cauldron of Bones
- 3 Clan Council
- 3 Cold Snap
- 3 Consecrated Bosage
- 3 Deepwood Steward
- 3 Den Mother
- 1 Dragon Eggs
- 3 Dragon Whelp
- 1 Elder Dragon
- 3 Exalted Priestess
- 3 Gaia's Blessing
- 1 Gatewatch Defenders
- 3 Gatewatch Sentry
- 3 Greenvale Descendant
- 3 Griffon
- 3 Hall of Elders
- 3 Herdcaller
- 3 Leafling
- 1 Legend of the Elder Dragon
- 1 Ley Line Apex
- 3 Lifestone
- 3 Lightcaster Wyvern
- 3 Lingerling Summer
- 3 Pollination
- 3 Preserved Garden
- 3 Sacred Pledge
- 3 Satyr Song
- 1 Shadowspawn Cavern
- 3 Stargazer Lynx
- 3 Suncaster Ward
- 3 Sunrise Chorus
- 3 Sunshard Elemental
- 3 The Green Man
- 3 Totem Spirit
- 3 Tribal Horn
- 3 Writhing Bramble

36 Vale cards consisting of:

- 1 Arcstone
- 1 Ascendent Alcove
- 1 Aura Shield
- 1 Bloodroot Weald
- 2 Borderland Pasture
- 1 Curseland Gatewatchers
- 1 Den of the Exiled
- 2 Devouring Chasm
- 1 Dragon's Lair
- 1 Elysium Stairway
- 1 Fairy Pond
- 1 Floating Forest
- 1 Harmony Highland
- 2 Hidden Valley
- 1 Jade Isles
- 1 Mana Stream
- 1 Moonlight Blossom
- 1 Mud Geyser
- 1 Oubliette
- 1 Prism Ridge
- 1 Sacred Scroll Copse
- 2 Salt Desert
- 1 Sanctified Arboretum
- 1 Serene Savanna
- 1 Sleeping Ancient
- 1 Spectral Tree
- 1 Stargazer Peak
- 2 Sunken Ley Line
- 1 Volatile Nexus
- 2 Watchstone

8 Leader cards consisting of:

- 1 Aural
- 1 Celenia
- 1 Danomar
- 1 Drynia
- 1 Ophera
- 1 Sad Grumple
- 1 Serenia
- 1 Yathari Elves

8 Amulets consisting of:

- 1 Blackwood Root Shard
- 1 Cracked Soul Stone
- 1 Cursed Mana Crystal
- 1 Dreamer's Orb
- 1 Goldwood Heart
- 1 Kraken's Eye
- 1 Seer Stone
- 1 Warden's Tome

Quick Reference

Setup

1. Player Decks

Each player should shuffle their deck and place it face down in front of them.

2. The Commons

Take out all the Fertile Soil advancements and place them in a separate deck. Separate all the other advancements into decks denoted by their level symbols.

Shuffle all of the level 1 advancements and count out a number of advancements into a deck based on the number of players:


- 2 players: 12 advancements
- 3 players: 15 advancements
- 4 players: 18 advancements




Then turn over the first 3 advancements of the level 1, 2, and 3 deck.

3. Vale Cards

Shuffle both vale decks, then turn over 4 cards face up from each deck.

4. Setup VP Tokens


Place the  tokens in a pool based on the number of players:

- 2 players: 23 
- 3 players: 28 
- 4 players: 33 

5. Setup Fields

Each player makes their starting field until they have two Cursed Lands in their field and a third one on-deck.

6. Determine Starting Player

Place the  tokens so that their active side is face up and shuffle them. Each player takes one token at random and turns it over. The player with the starting player symbol will be the starting player for this game.

7. Setup Leaders & Amulets

Randomly select a number of leaders and amulets, equal to 1 plus the number of players. Beginning with the starting player and continuing clockwise, each player chooses and takes either 1 amulet or 1 leader from the options on the table. Then, beginning with the last player and continuing counter-clockwise, each player chooses either 1 amulet (if they chose a leader in the first round) or 1 leader (if they chose an amulet in the first round).

Amulets start the game on the "used" side.

Each player sleeves their leader into one of their 8 blank cards with the leader's starting side showing face up, then shuffle it in their deck.

Players are now ready to begin the game!