



JOHN D CLAIR

EDGE OF DARKNESS™

CLIFFS OF COLDHARBOR



CREDITS

DESIGNER NOTE: *Edge of Darkness* was a long design process and many folks played multiple iterations of the game. I want to send an enormous thanks to these awesome folks for their time, feedback, and invaluable contribution. These are folks who playtested several times and/or had significant suggestions or contributions to *Edge of Darkness* and other game design efforts that influenced *Edge*.

Special Thanks: Eva Balogh, Katalin Balogh, Steve Behnke, Leon Blight, John Borders, Norv Brooks, Chris Buckley, Chris Buskirk, Csilla Clair, Eric Elder, Ehren Evans, Sean Growley, Mara Kenyon, Ben Lesel, Eric Martinez, Sam Nazarian, Josh Wood, Zak Stoltz.

Thanks: Peter An, Matthew Bivens, Andre Chautard, Shannon Lee Clair, Pam Clayton, Alex Daar, Michael Darling, Ryan Dodge, Mike Fisher, Nye Green, Brian Henk, Chris Johnson, Tyler Kearn, Michael Kutan, Scott McBalla, William Pasquin, Jon Perry, Bryan Reese, Josh Ritz, Chelsea Schwartz, Patrick Stevens, Jason Wegener, Pace Porter-Zasada.

AEG would like to thank the many players who played the game at conventions around the world and the backers of the Kickstarter without whom it would not have been the product you hold into your hands. Thank you very much from the bottom of our heart.

Designer: John D Clair

Director of Projects: Nicolas Bongiu

Production: David Lepore

Development Lead: Nicolas Bongiu

Art Direction: Brett Satkowiak

Graphic Design: Alayna Danner and Brigette Indelicato.

Story: Brett Satkowiak

Rules: John D Clair

Editing: Nicolas Bongiu

Proofreading: Ryan Dancey, Kaz Nyborg-Andersen, Mark Wootton and Erik Yaple.

Art:

Jeff Brown, Martin de Diego Sadaba, Guillaume Ducos, Andre Garcia, Gong Studios, Dani Hartel, Carlos NCT, Mirco Paganessi, Ramon Puasa, Jr., Radial Studio and Isuardi Therianto.

Playtest:

Maryne Blanchetière, Nicolas Bongiu, Stéphane Bogard, Vincent Carassus, Ryan Dancey, Didier Fontana, Mark Harbison, Kyle Huibers, Neil Kimball, Jean Le Bail, Mike McDonald, Kaz Nyborg-Andersen, Taylor Shuss, Rob Watkins, Mark Wootton, and John Zinser.



© 2020 Alderac Entertainment Group. *Edge of Darkness*, *Cliffs of Coldharbor* and all related marks are © and ™ Alderac Entertainment Group, Inc. 2505 Anthem Village Dr., Suite E-521, Henderson, NV. 89052, USA.

All Rights Reserved. Printed in China.

Warning: Choking Hazard! Not for use by children under 3 years of age.

Any questions, contact customerservice@alderac.com <https://www.alderac.com/edge-of-darkness>

EDGE OF DARKNESS™

A game by John D Clair for 1-4 players, ages 14+

TABLE OF CONTENTS

| | |
|--|-------|
| Tale 1: Cracks in the Ice | p. 4 |
| Chapter 1 : A Frosty Welcome..... | p. 4 |
| Chapter 2 : A Chilling Truth | p. 5 |
| Chapter 3 : The Blustery Wind..... | p. 6 |
| Chapter 4 : An Imminent Thaw | p. 7 |
| Recommended Setups | p. 8 |
| Location and Advancements Clarifications | p. 12 |

COMPONENTS

Your game of *Edge of Darkness Cliffs of Coldharbor* should include the following. If it does not, contact customerservice@alderac.com for assistance.

- 12 Location boards
- 82 Card advancements
- 12 Randomizers
- 1 Player Handbook

INTRODUCTION

This city will be a beacon in the snow, pushing back the cold with a fire that can come only from the spirit and determination born from Humanity's collective heart. We have claimed this land and its treasure for the Realm, and from it, we will carve the miraculous from the mountains and build a harbor to extend our reach to parts unknown. Let this city be a testament, a promise, that Humanity will not be driven back or torn down by either the forces of nature, or the enemies of the King. Let them see our light and know ... Coldharbor will stand forever!

- Harek Grimvaldsson, first Viceroy of Coldharbor, the Second Age

Welcome to the Player's Handbook, your definitive guide to the locations of the city of Coldharbor, and to your games of *Edge of Darkness* using this expansion. Information contained herein is broken down into three primary sections:

- The first section offers one story-based setup, called "Tale". This Tale plays out over several games, called "Chapters", and offer a more thematic way to explore the Cliffs of Coldharbor over a series of consecutive varied setups.
- The second section offers 4 additional stand-alone balanced setups.
- The final section runs through detailed clarifications for all the locations and advancements available in *Cliffs of Coldharbor*. Use this section as needed to clarify abilities and effects as you encounter them.

TALE: CRACKS IN THE ICE

The High Council in Aegis is at a standstill. Each member is vying for the Chancellor seat following Marks' assassination, with the Guilds seizing every opportunity to tip the scales in their favor. In the absence of any decisive leadership from the top, the Senate is desperately trying to hold the city together, and with it the Realm. Perhaps by strengthening the connections between the city-states of the Realm, they can find a way back to peace, starting with the city of Coldharbor.

CHAPTER 1: A FROSTY WELCOME

DIFFICULTY: LOW
COMPLEXITY: HIGH

The Senate in Aegis has sent an envoy to Coldharbor with representatives of the Guilds in an effort to bring old voices back into the conversation. But change comes slow to the great northern city. It lies deep in the mountains, isolating it from the rest of the Realm. Despite the fact that the Realm hasn't had a king in over a century, Coldharbor's leader is still called 'Viceroy,' a vestige of an age long departed.

The arrival of Aegis' delegation brings both life and tension to the city, as all are wondering what portents they bring. The docks and pathways of the region spring to life at the prospect of renewed trade connections, especially with Dunestar. But the news of the Chancellor's death is deeply troubling, and the envoy's arrival is met with great hesitation and skepticism, considering how infrequently the residents of Aegis ever travel to Coldharbor's frigid climate.

Nevertheless, the city's elite are determined to grasp this opportunity for a seat at the table in determining the Realm's future.

In all the commotion, few notice as a deep Chill blows in.

Use locations 2, 6, 30, 41, 43, 46, 53, 54, 56 and 59.

You may replace Gates of Dunestar, Beacon of Light and The Scale by Watchtowers, Monument Park and Almshouse respectively if you do not own Sands of Dunestar.



CHAPTER 2: A CHILLING TRUTH

DIFFICULTY: MODERATE
COMPLEXITY: HIGH

A contingent of soldiers from one of the border tower regions has arrived in Coldharbor on official orders from the Citadel. The problem is that no such order was ever given. As the troops are making preparations for the long journey through the mountains back to their post, a pair of messengers arrive separately with news.

A worker from the mine brings word of an attack on one of the refineries. Large amounts of the mystical elixir pulled from the icy mountains, the lifeblood of Coldharbor and their essential contribution to the rest of the Realm, were stolen, workers were murdered, equipment destroyed, and all operations were brought to a halt.

Alis Evinsdottir, a shadowy woman who travels the lesser known paths of the region, follows the miner into the Citadel's great hall with news of her own. One of the border towers has fallen, and agents of the Chill, an insidious monstrous force that threatens Coldharbor, have emerged -- shades, trolls, and other twisted creatures. These beasts were responsible for the attack on the mine, and they have set their sights on the city.

Can the Guilds help defend Coldharbor from the icy foe that seeks its destruction? Can they secure the mine and bring the city's economy back from the brink? Can they rout the Chill's forces from the region before any more damage is done?

Use locations 2, 9, 27, 41, 43, 52, 54, 57, 59 and 61.



You may replace Beacon of Light and The Scale by Monument Park and Almshouse respectively if you do not own Sands of Dunestar.



CHAPTER 3: THE BLUSTERY WIND

DIFFICULTY: MODERATE
COMPLEXITY: HIGH

In the wake of the attack, there is dissent in the Citadel as the Guilds take this opportunity to deepen ties in Coldharbor, working to bring the city back to peace. To that end, they have attempted to bolster the city's forces by enlisting help from other locations throughout the Realm. Warriors and scholars from cities far and wide are discovering how their northern counterparts survive in the bitter cold.

However, there is dissent among the locals. A segment of the populace has gathered in the streets, led by esteemed Northstone professor, Altani Xuefang, arguing that Viceroy Boisen and his cabinet are unfit to lead. Drawing on history and a dissatisfaction born out from a life spent in the harshest of environments, the movement longs for an era gone by ... the days of the Wizard King, before the Guilds' rise to prominence at all.

Such rumblings aren't new; they seem to crop up from time to time when hardship falls, and voices, especially those of the Academy, hearken back to the more blessed days of yore. But something about this movement is more sinister, as the cries seem to ground the answer within the problem itself ... perhaps the Chill holds the answers to riddles the Guilds cannot solve.

Use locations 9, 13, 16, 17, 39, 50, 51, 58, 60 and 61.



You may replace Sandslayer Encampment and Rattlesnake Hideout by Ranger's Outpost and Fairgrounds respectively if you do not own Sands of Dunestar.



CHAPTER 4: AN IMMINENT THAW

DIFFICULTY: LOW
COMPLEXITY: HIGH

Chaos has descended upon Coldharbor! The protests against the Viceroy have become increasingly violent, demanding that ambassadors of the Realm be sent to meet with the shadowy agents of the Chill outside their borders. Trade for the city's goods among the other cities has become strained at best.

In the midst of all the disorder, strange stories have begun to waft through the streets. Rumors of a dark figure lurking in the moonlight of the Mud District lead to reports of people gone missing. Rampaging trolls have been hitting the border forces more frequently, straining their defenses. There are even whispers that the Crone, a somewhat mythical figure among the Aegisian soldiers common to the Forsaken Lands, has been seen wandering the mountain passes.

But that does not mean Coldharbor is without hope. There is a reclusive community on an island in the city's bay. They withdrew there years ago out of concern that the Chill had become corrupting influence upon the city itself, rather than just a threat from the mountains. Many took their actions for misguided lunacy, but with all that's happened recently, that message has found a new voice. Hiran Strande, one of Shorehollow's more vocal leaders, has been summoned to the Citadel for a meeting with Guilds' leaders. Can these ideas prove to be the catalyst for true change that

Coldharbor needs? Or has the enemy already claimed a decisive victory over this crucial ally?

Use locations 3, 4, 8, 20, 27, 30, 42, 56, 57 and 59.

You may replace Mahj Kennels by Grand Library if you do not own Sands of Dunestar.



RECOMMENDED SETUPS

This section includes a number of recommended setups if you are looking for already curated sets. That said, not all of these sets will necessarily be “balanced”.

For example, some of them may cause a fairly tight game in regards to Coin while others may have the ability to get lots of Coin. It will be up to the players to identify and determine the best way to exploit or deal with the imbalance.

CULTURAL EXCHANGES




DIFFICULTY: HIGH

**COMPLEXITY: MODERATE
COMBATIVE**

You may replace Shorehollow Isle by Harbor if you do not want a Combative setup.



STRETCHED THIN



DIFFICULTY: MODERATE

**COMPLEXITY: HIGH
COMBATIVE**

You may replace Shorehollow Isle by Harbor if you do not want a Combative setup.



HEEDING THE CALL



DIFFICULTY: HIGH

**COMPLEXITY: HIGH
COMBATIVE**

You must own Sands of Dunestar to play this setup.



ON EVERY FRONT



DIFFICULTY: LOW

COMPLEXITY: HIGH



LOCATIONS AND ADVANCEMENTS CLARIFICATIONS

This section contains all the locations and corresponding advancements in *Cliffs of Coldharbor*, with their abilities and effect(s) clarified.

Coldharbor Citadel




This location has a start of round ability.

In the case of the Coldharbor Citadel, it means that at the start of every odd-numbered round (1,3,5 and 7), a [gold coin] is placed on top of each stack of advancements that still contains at least one advancement.

When a player chooses to sleeve an advancement from any stack, they get the [gold coin] on that stack and add it to their coffers.

Art by Jeff Brown.




This contact has one effect.

When you resolve it, pay 10 [gold coin] to claim Allegiance of a Neutral card in the tower or in your hand, gain [gold coin] and 4 [gold coin].

Remember that you must have the requisite amount of [gold coin] to pay the effect's cost, so while the Councillor to the Viceroy gives you 4 [gold coin] back, you must have the 10 [gold coin] in your coffers to resolve the effect in the first place.

There are 3 middle and 3 bottom advancements with this contact.

Art by Dani Hartel.



This threat has a reactive effect: when you reveal it, its owner gains [gold coin].

This threat contributes 2 [red flame] to the total of the card it is sleeved in.

This threat has two rewards. When you defeat it, you may choose either, but not both:

- Gain [gold coin],
- OR dispatch 2 [soldier] to location of your choice.

There are 3 middle and 3 bottom advancements with this threat.

Art by Ramon Puasa, Jr.

Coldharbor Barracks



This location has a start of round ability.

In the case of the Coldharbor Barracks, it means that at the start of each round, each player may dispatch [soldier] to the Coldharbor Barracks.

Art by Jeff Brown.



This contact has two effects.


When you resolve it, you may resolve either, or both of them:

- Dispatch [soldier] to the Coldharbor Barracks at no cost,
- AND/OR return 4 [soldier] to your Trained Agents pool to [snowflake] at any point this turn.

You do not have to [snowflake] immediately when you use this effect, you may do so later in the turn after resolving other effects or using other abilities.

There are 4 middle and 4 bottom advancements with this contact.

Art by Andre Garcia.



This threat contributes 2 [red flame] to the total of the card it is sleeved in.

This threat has one reward. When you defeat it, you gain 2 [gold coin].

There are 4 middle and 4 bottom advancements with this threat.

Art by Ramon Puasa, Jr.

Northstone Academy



On your turn, you may move one of your [agent icon] from any location to the Northstone Academy. You cannot move an [agent icon] from your Trained Agents pool to the Northstone Academy, only from another Location Board.

Art by Jeff Brown.




This contact has two effects.

You may resolve either but not both:

- Dispatch up to 3 [agent icon] to the Northstone Academy at no cost,
- OR Return 2 [agent icon] from the Northstone Academy to your Trained Agents pool to [agent icon].

There are 4 middle and 4 bottom advancements with this contact.

Art by Guillaume Ducos.



This threat contributes 2 [agent icon] to the total [agent icon] of the card it is sleeved in.

This threat has two rewards. When you defeat it, you may choose either but not both:

- Gain [agent icon],
- OR [agent icon]

There are 4 middle and 4 bottom advancements with this threat.

Art by Isuardi Therianto.


Chasm Road



This location has no ability.

You will not be dispatching [agent icon] to the Chasm Road. It is possible to dispatch one or more [agent icon] here resolving effects that can “dispatch [agent icon] anywhere”, but generally there will not be a benefit to do so.

Art by Jeff Brown.



This contact has one effect.

When you resolve it, pay 2 [agent icon] to discard a card in the tower and replace it with the card on which Spy is sleeved.

Note that you can replace a Neutral card, your card or any other player's card. If you discard your card or another player's card, then that card goes to your or their Guild Hall, respectively

There are 4 middle and 4 bottom advancements with this contact.

Art by Mirco Paganessi.



This threat does not contribute [agent icon] to the total [agent icon] of the card it is sleeved in, nor does it give you a reward when it is defeated.

It, however, has an ongoing effect: While it is in the tower, the owner of the card it is sleeved in has +2 [agent icon] when [agent icon].

There are 4 middle and 4 bottom advancements with this threat.

Art by Mirco Paganessi.

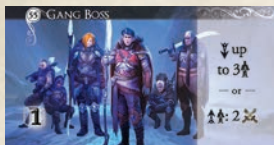
Mud District



This location has no ability.

The associated contact's effect (Gang Boss) will be doing all the dispatching and returning of to and from the Mud District.

Art by Jeff Brown.



This contact has two effects.

You may resolve either, but not both.

- Dispatch up to 3 to the Mud District at no cost,
- OR return 1 from the Mud District to your Trained Agents pool to gain 2 .

Remember, is only useful when you . So, if you aren't hunting threats this turn, this effect will not be useful to you.

There are 3 middle and 3 bottom advancements with this contact.

Art by Ramon Puasa, Jr.



This threat contributes 2 to the total of the card it is sleeved in.

This threat has one reward. When you defeat it, you gain 3 and .

This threat has an ongoing effect. While it is in the tower, it has -2 when the owner of the card is .

There are 3 middle and 3 bottom advancements with this threat.

Art by Guillaume Ducos.

Break Point Bluffs



This location has two distinct abilities.

The first one is a reactive ability. This means that the ability can be used when one or more conditions are met.

In the case of the Break Point Bluffs, the condition is:

- If you sleeve a Smuggler contact.


When the condition is met, you must move down 1 space on your own Defense track.

The second one is a start of the round ability.

In the case of the Break Point Bluffs, it means that at the start of each round, 3 are placed on this location, and added for each player still in the game. These are taken from the coffers.

For example, in a 4-player game, if the Carnival of Shadows player is starting the round, they add 7 to the Break Point Bluffs at the start of the round (3 plus 1 for each of the 4 players in the game)

Art by Jeff Brown.




This contact has one effect.

When you resolve it, gain half (rounded down) the amount of on the Break Point Bluffs.

For example, if you resolve the effect of Smuggler and there are 3 on the Break Point Bluffs, you get . However, if there are 4 there, you get 2 .

There are 3 middle and 3 bottom advancements with this contact.

Art by Gong Studios.



This threat has a reactive effect: when it is revealed, place 5 on the Break Point Bluffs.

This threat contributes to the total of the card it is sleeved in.

This threat has one reward. When you defeat it, you gain .

There are 3 middle and 3 bottom advancements with this threat.

Art by Gong Studios.

Ice Hills Mine



This location has an ongoing ability. These abilities are often powerful but generally very [agent] intensive.

In the case of the Ice Hills Mine, it means that at the start of each round, place 2 [gold coin] under each [agent] at the Ice Hills Mine, from the Coffers.

Art by Jeff Brown.



This contact has two effects.


You may resolve either, or both of them:

- Dispatch [agent] to the Ice Hills Mine at no cost,
- AND/OR return 1 or more [agent] from the Ice Hills Mine to your Trained Agents pool to gain all the [gold coin] that were placed under the [agent] that were returned.

For example, you have 3 [agent] at the Ice Hills Mine, 2 of which have 2 [gold coin] under them and one has 4 [gold coin]. If you return the [agent] with 4 [gold coin], then you gain those 4 [gold coin]. However, if you return all 3 [agent], you would gain all 8 [gold coin] under the 3 agents.

There are 3 middle and 3 bottom advancements with this contact.

Art by Carlos NCT.



This threat has a reactive effect. When it attacks a player, that player may pay 8 [gold coin] to reduce the [threat] of that threat against them to 0. This means they would successfully defend against the threat and gain [gold coin].


Note that the reduction of [threat] only affects the player that paid 8 [gold coin]. If the threat is attacking multiple players, then each of them have the option to pay 8 [gold coin] and those who do reduce the [threat]. Those who don't are attacked by the threat at full [threat].

This threat contributes 2 [threat] to the total [threat] of the card it is sleeved in.

This threat has one reward. When you defeat it, you gain 2 [gold coin].

There are 3 middle and 3 bottom advancements with this threat.

Art by Guillaume Ducos.



Border Towers



This location has two distinct abilities.

- You may use the first one exactly once, during your Action Phase. When you do, you may dispatch 1 agent to the Border Towers.
- The second one is a reactive ability. This means that the ability can be used when one or more conditions are met.

In the case of the Border Towers, the condition is:

- When a threat attacks you.

When the condition is met, (even if it is not your turn) you may return 0 or more agents from the Border Towers to your Trained Agents pool and remove 1 or more of your colored cubes from the Border Towers (these cubes are placed with the other discarded cubes). For each agent returned or cube removed, that threat gets -1 flame.

For example, you have 2 agents and 3 cubes at the Border Towers when you get attacked by a 4 flame threat. You can return 1 agent and remove 3 cubes or 2 agents and 2 cubes to reduce the flame to 0 and successfully defend against it. Because you successfully defended, you gain 2 gold.

Another example. You still have 2 agents and 3 cubes at the Border Towers when you get attacked by a 2 flame threat and a 3 flame threat. You can return 0 agents and remove 2 cubes to successfully defend against the first threat and then you can return 2 agents and remove 1 cube to successfully defend against the second threat. Because you successfully defended twice, you gain 2 gold.

Art by Jeff Brown.



This contact has two effects.

You may resolve either, or both of them:

- Dispatch 1 agent to the Border Towers at no cost,
- AND/OR remove 1 cube from the tower or a Threat Zone and place it on the Border Towers.

There are 3 middle and 3 bottom advancements with this contact.

Art by Carlos NCT.



This threat contributes 4 flame to the total flame of the card it is sleeved in.

This threat has one reward. When you defeat it, you gain 3 gold.

This threat has an ongoing effect. If you defeated a different threat this turn, Ice Troll gets -3 flame until the end of the turn. As a result, it contributes only 1 flame to the total flame of the card it is sleeved in. For example, if you star and defeat another threat, if Ice Troll is on a different threat card, it now gets -3 flame so if you have enough star still left, you could now also defeat the Ice Troll card more easily.


There are 3 middle and 3 bottom advancements with this threat.




Art by Guillaume Ducos.















Coldharbor Docks













This location uses a new layout and a new way to dispatch  to it.

Once each turn, you may dispatch  to the Coldharbor Docks and assign them specifically to an ability slot. You may not assign  to an ability that already has  assigned there at the start of your turn. If you use an effect that lets you dispatch or move agents “anywhere” they may be moved to this location, but they are not placed on one of the 6 actions slots, they do not activate any of those actions, and do not block any of those slots; they are just on the location and do nothing.

This location has six abilities. Each ability can only be used once per turn:

- Pay 7  to claim Allegiance of a Neutral card in your hand,
- Pay 5  to 
- Pay 5  to 
- Pay 3  to gain 2 
- Pay 2  to draw a card,
- Exchange any amount of  for  or any amount of  for .

Remember,  is only useful when you . So, if you aren't hunting threats this turn, the fourth ability will not be useful to you.



Note, you only get the ability the turn you place an  there. For example, you have  already on the fourth ability from a prior turn (gain 2 , and you dispatch  to the Coldharbor Docks to the third ability slot (pay 5  to ). In this case you don't also get to use the gain 2  from the other ability this turn, since that  was placed there on a prior turn.

Art by Jeff Brown.



This contact has two effects.


You may resolve either, or both of them:



- Gain ,
- AND/OR return  from the Coldharbor Docks to your Trained Agents pool.


There are 3 middle and 3 bottom advancements with this contact.

Art by Radial Studio.



This threat has a reactive effect: when it is revealed, all players return their  from the Coldharbor Docks to their respective Trained Agents pools.

This threat contributes 3  to the total  of the card it is sleeved in.

This threat has one reward. When you defeat it, you gain 3 .

There are 3 middle and 3 bottom advancements with this threat.

Art by Martin de Diego Sadaba.

Coldharbor Homesteads



This location uses a new layout and a new way to dispatch to it.

Once each turn, you may dispatch to the Coldharbor Homesteads and assign them specifically to an ability slot. You may not assign to an ability that already has assigned to it or if you had assigned there at the start of your turn. If you use an effect that lets you dispatch or move agents “anywhere” they may be moved to this location, but they are not placed on one of the 6 actions slots, they do not activate any of those actions, and do not block any of those slots; they are just on the location and do nothing.

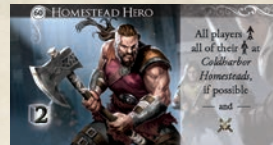
This location has six abilities. Each ability can only be used once per turn:

- Pay 7 to have other players give you each or move them down 1 space on their respective Defense Track,
- Pay 4 to ,
- Pay 3 to gain 2 ,
- Pay 2 to gain 3 ,
- Pay to gain ,
- Gain .

Remember, is only useful when you . So, if you aren't hunting threats this turn, the third and sixth abilities will not be useful to you.

Note, you only get the ability the turn you place an there. For example, you have already on the sixth ability from a prior turn (gain), and you dispatch to the Coldharbor Homesteads to the second ability slot (pay 4 to). In this case you don't also get to use the gain from the other ability this turn, since that was placed there on a prior turn.

Art by Jeff Brown.



This contact has two effects.

If you resolve one, you must resolve the other:

- All players return all their from Coldharbor Homesteads to their respective Trained Agents pool, if possible,
- AND gain .

Remember, is only useful when you . So, if you aren't hunting threats this turn, the second ability will not be useful to you.

There are 3 middle and 3 bottom advancements with this contact.

Art by Radial Studio.



This threat contributes 2 to the total of the card it is sleeved in.

This threat has one reward. When you defeat it, you gain 2 .

There are 3 middle and 3 bottom advancements with this threat.

Art by Guillaume Ducos.

Coldhollow, Northmost Town



This location has two distinct abilities.


- When you successfully defend against or defeat a threat, take 1 cube of your choice from the tray associated with that threat and place them in your coffers.
- The second one is an End of Game ability. At the end of the game, each player gains 1VP for each cube color they have the most of among all players (including ties). For example, in a 2-player game, if the Anointed player has 2 white, 2 purple, and one black, and the Fede Cartel player has 1 white, 1 purple, and 1 black, then the Anointed player would score 3 VP for having the most in all 3 colors, and the Fede Cartel player would score 1VP for having tied for the most black cubes.

For example, if you defend against a threat you may take 1 cube from the tray associated with the threat. If multiple players successfully defend against the same threat, then starting from the active player and going clockwise, those players take cubes from the tray.

Please note that black cubes are a specific color once they are in your coffers and do not add to each other color's total.

So if you have 2 red, 1 green and 3 black, this means that you do not have 5 red and 4 green.

Art by Jeff Brown.



This contact has one effect.

When you discard this contact at the end of the turn, you may put it at the bottom of the deck, instead of in the Discard pile.

Note, if you need to shuffle the Discard pile to create a new deck at the end of your turn, if you choose to resolve this effect, it resolves first, before shuffling, and simply becomes the leftmost card in the Street.

There are 4 middle and 4 bottom advancements with this contact.

Art by Mirco Paganessi.




This threat contributes 3 to the total of the card it is sleeved in.

This threat has one reward. When you defeat it, you gain 1.

This threat has an ongoing effect. When it attacks the owner of this card, it gets -3, meaning it is much easier for the owner of the card to defend successfully.

There are 4 middle and 4 bottom advancements with this threat.

Art by Andre Garcia.



Shorehollow Isle



This location has a reactive ability. This means that the ability can be used when one or more conditions are met.

In the case of the Shorehollow Isle, those conditions are:

- Any time a card is discarded from a player's hand (this includes discarding a card to the Discard pile or to a player's Guild Hall),
- AND a Shorehollow Priestess is on that card.

When both conditions are met, you will gain a benefit based on the number of Agents you have at the Shorehollow Isle; if you have 0 Agents there, you gain nothing; if you have 1 Agent there, you gain 2 coins; if you have 2 Agents there, you gain 2 coins; if you have 3 Agents there, you gain 2 coins OR you can sleeve an advancement on any card in the Street; finally, if you have 4 Agents there, you can choose any other reward listed on the card, or return 3 Agents from the Shorehollow Isle to your Trained Agents pool to claim Allegiance of another player's card in your hand or in the Street. If you do so, that player gains Allegiance.

Note that this location is the only location in the game that allows to claim Allegiance of another player's card. As a result, if you play with it, make sure everyone is ok with that kind of effect in the game before the game starts.

Art by Jeff Brown.



This contact has one effect.

When you sleeve this contact on a card you don't own, dispatch 1 Agent to the Shorehollow Isle at no cost.

There are 4 middle and 4 bottom advancements with this contact.

Art by Iuardi Therianto.



This threat contributes 2 Threat to the total of the card it is sleeved in.

This threat has two rewards. When you defeat it, you may choose either, but not both:

- Gain 3 coins,
- OR dispatch 1 Agent to the location of your choice.

There are 4 middle and 4 bottom advancements with this threat.


Art by Carlos NCT.



COLDHARBOR LOCATIONS IN VOICELESS GUILD GAMES

Below is a table referencing all the locations available in *Cliffs of Coldharbor* and whether or not they can be used in Voiceless Guild games, as well as their Difficulty Rating were you to want to calculate your Success Score (see Voiceless Guild Rules).

| Number | Location Name | Voiceless Guild Difficulty | Difficulty Rating |
|--------|-------------------------------|---|-------------------|
| 51 | Coldharbor Citadel | Easy | 1 |
| 52 | Coldharbor Barracks | High | 3 |
| 53 | Northstone Academy | Moderate | 2 |
| 54 | Chasm Road | Moderate | 2 |
| 55 | Mud District | Moderate | 2 |
| 56 | Break Point Bluffs | Easy | 1 |
| 57 | Ice Hills Mine | Easy | 1 |
| 58 | Border Towers | Moderate | 2 |
| 59 | Coldharbor Docks | Cannot use in Voiceless Guild games. Use a random advancement instead. | N/A |
| 60 | Coldharbor Homesteads | Cannot use in Voiceless Guild games. Use a random advancement instead. | N/A |
| 61 | Coldhollow, Northmost Town | Easy | 1 |
| 62 | Shorehollow Isle | Cannot use in Voiceless Guild games. Use a random advancement instead. | N/A |



Card
Crafting
System

